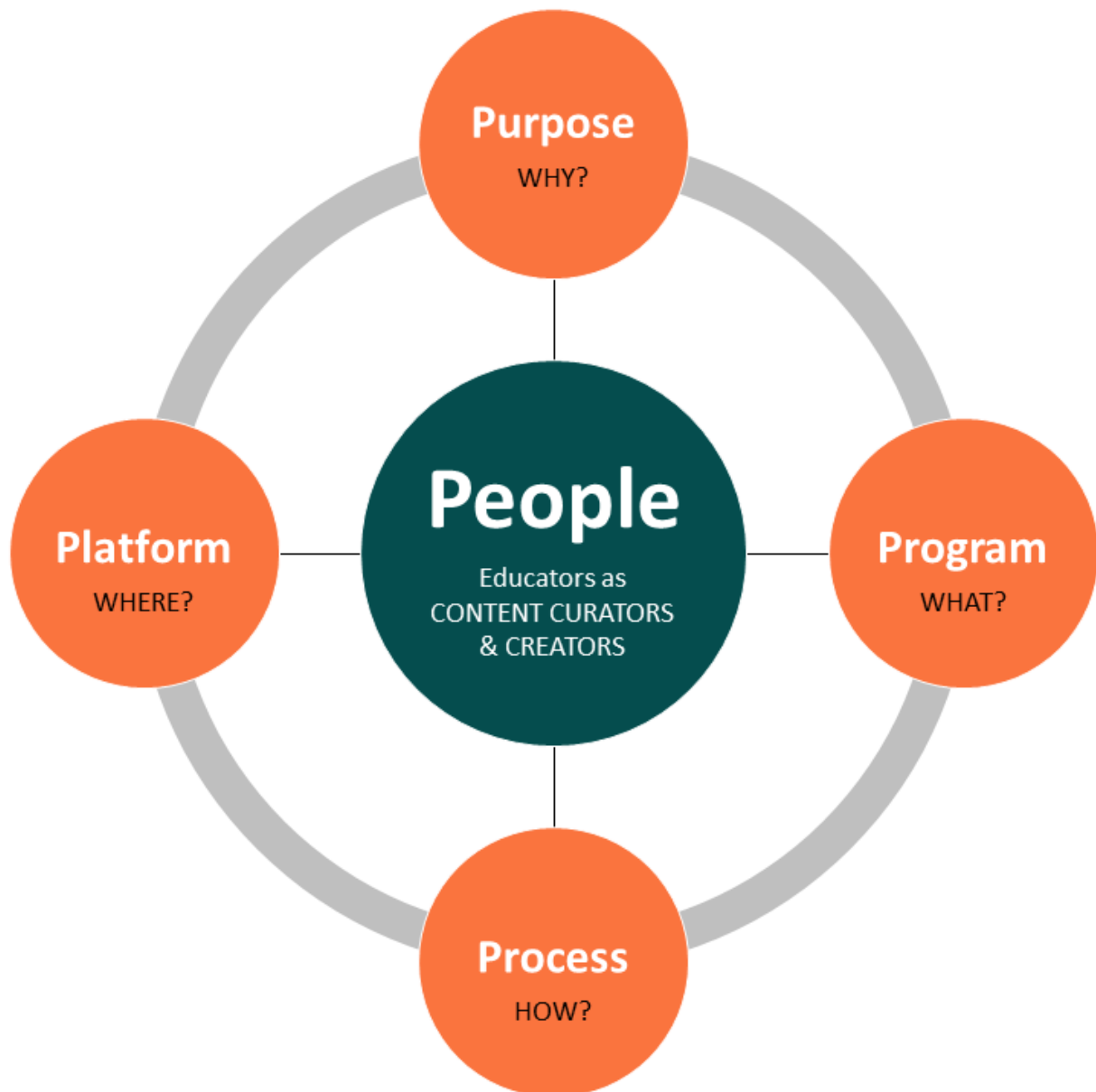


The 5 P's for Successful Curriculum Transformation

Ohio's PreK-12 Digital Content Adoption Playbook

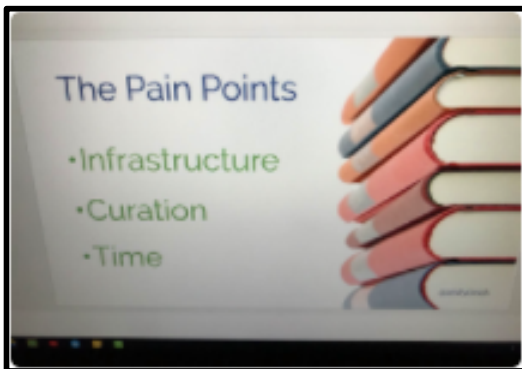


Overview



ISTE 2017, San Antonio, Texas

Tweet from @DLCoachSandy: @andycinek was challenged to replace 12 textbooks with #OER on iPads. The initiative failed due to some barriers. #GoOpen



Andrew P. Marcinek, @andycinek, is CIO at Worcester Academy. Former Chief Open Education Advisor @OfficeOfEdtech @USEdGov

Public schools are now providing at least one computer for every five students and ensuring high-speed Internet connections (Education Week, 2016). With this investment in technology and tools, districts are moving away from the formal process of textbook adoption and moving towards the use of open educational resources (OER) and openly licensed digital content for teaching and learning.

As districts transition from textbooks, teachers have inherited the time-consuming task of designing instruction for their digital learning environment, likely using resources found on the Internet. With this transition, districts are relying primarily on teachers to curate and create digital content for their classroom and students.

In this digital age, how do districts ensure success for this transformation in supporting student achievement?

For nearly 20 years, [INFOhio](http://infoohio.org) has made high-quality, age-appropriate, standards-aligned digital content freely accessible to Ohio's PreK-12 students and educators.

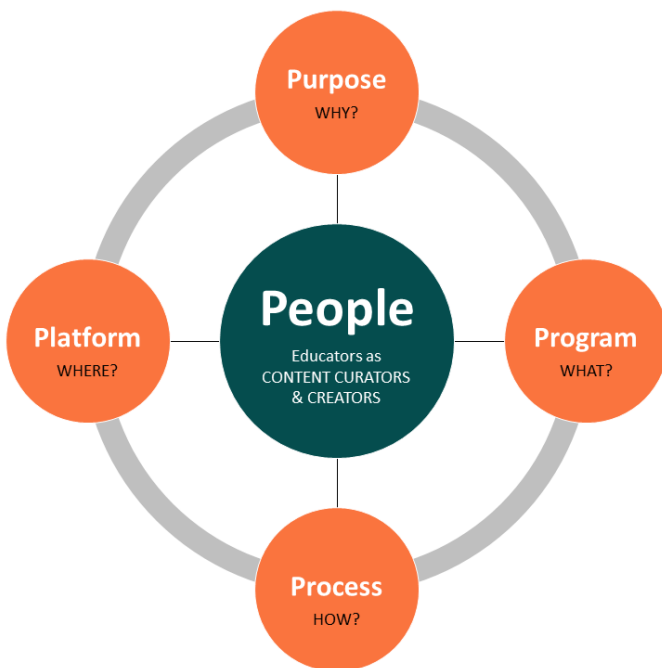
Visit infohio.org/oer to learn more about OER available to Ohio's districts.

20 states have joined the #GoOpen initiative and have committed to supporting school districts and educators as they transition to using high-quality, openly-licensed educational resources in their schools.

Over 100 #GoOpen districts have committed to transition to using high-quality, openly licensed educational resources in their schools.

Similar to a textbook adoption process, districts need a Playbook, or a plan, for transforming the curriculum, and for developing an effective and sustainable digital content portfolio.

The Playbook, while unique to a district, must address the five “P’s”:



- **Purpose** for use of digital content
- **Program** for operationalizing the use of digital content including timelines, activities, resources, and funding
- **Process** for curating and creating digital content
- **Platform** for creating, housing, and delivering digital content
- Identification and development of the **People**, primarily teachers, who will be curating and creating the digital content.

Given the critical role that education content and resources play in any district, your District Playbook is best developed through community engagement to ensure buy-in by stakeholders (District Administrators, Principals, Teachers, Students, Parents, Board Members, Community Members).

Curate

Evaluate, select, and organize learning resources that are relevant to your learning environment and best serve your purpose.

Your Playbook: Purpose (Why?)

Why is your district using digital content?



Source: Dr. Tim Clark, BYOT Network, www.byotnetwork.com

There are many drivers and considerations for the use of digital content for teaching and learning. It is essential that all members of your district community understand “why?” digital content is being formally adopted for classroom use.

Clarity on and acceptance of the context for the use of digital content and the value of content curation and creation will help align the interests of the community in moving forward in a SMART way.

The outcome of your community work on the purpose for content curation and creation is the development of a comprehensive strategy with mutually acceptable goals, and the identification of program team members to assist in planning and executing your program. Make sure the goals are “SMART” (Specific, Measurable, Agreed Upon, Results Focused, Time Bound) so that success is easily understood and improvements can be made along the way to achieve your goals.

Your Playbook: Purpose (Why?)

For your district, can you summarize the purpose for use of digital content by completing the following sentences?

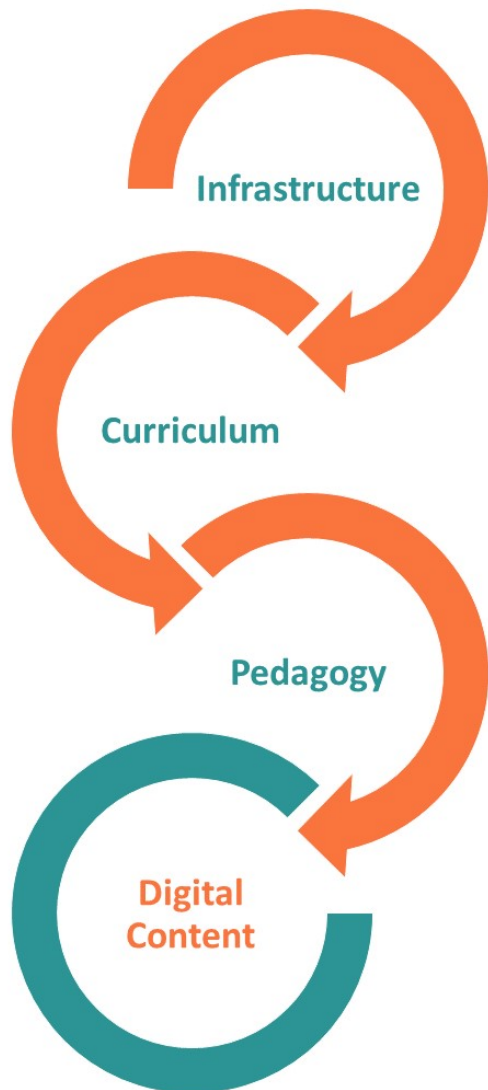
- We will use digital content to

- We will measure success of the use of digital content by

- Our transition to using digital content will be assessed (monthly/quarterly) and will be substantially implemented by the following date:

Notes on Your Purpose:

Your Playbook: Program (What?)



Establishing a baseline for your program is a critical first step in understanding the investment and work required to implement the use of digital content.

Transitioning to digital content is a large-scale effort that requires a comprehensive program that defines “what?” will be implemented. A clearly articulated program starts with a purpose statement and goes on to define activities, timelines, resource requirements, and funding. Practically, you need a roadmap that plots the path to success.

It may be helpful to think about your program as an iterative implementation. Your “what?” can first focus on subject areas like STEM or Language Arts, or grade bands like elementary or high school.

Select an initial focus that is limited enough to complete in a timely manner but will also serve as an exemplar for your next focus area. Each iteration should be evaluated with improvements noted for use in the next iteration.

The implementation of a content curation and creation process can best be described as a marathon, made up of sprints. Successfully completing each sprint is the best way to win the marathon.

Your Playbook: Program (What?)

Your approach to “what?” will dictate the sequence of activities. Funding for your program and the availability of team members will affect the pace of your program. Important first activities for your program planning team should include assessing and deciding:

Your technology **infrastructure**

- Are your policies, network, and student and teacher devices sufficient to support your planned use for digital content?

Your **curriculum** as it relates to content

- What areas of the curriculum need to be designed or redesigned in order to fully implement digital content in a way that will achieve your goals?

Your teaching and learning baseline

- Does your current **pedagogy** match your digital learning goals and objectives?
- Will teachers require professional development for integration of digital content?

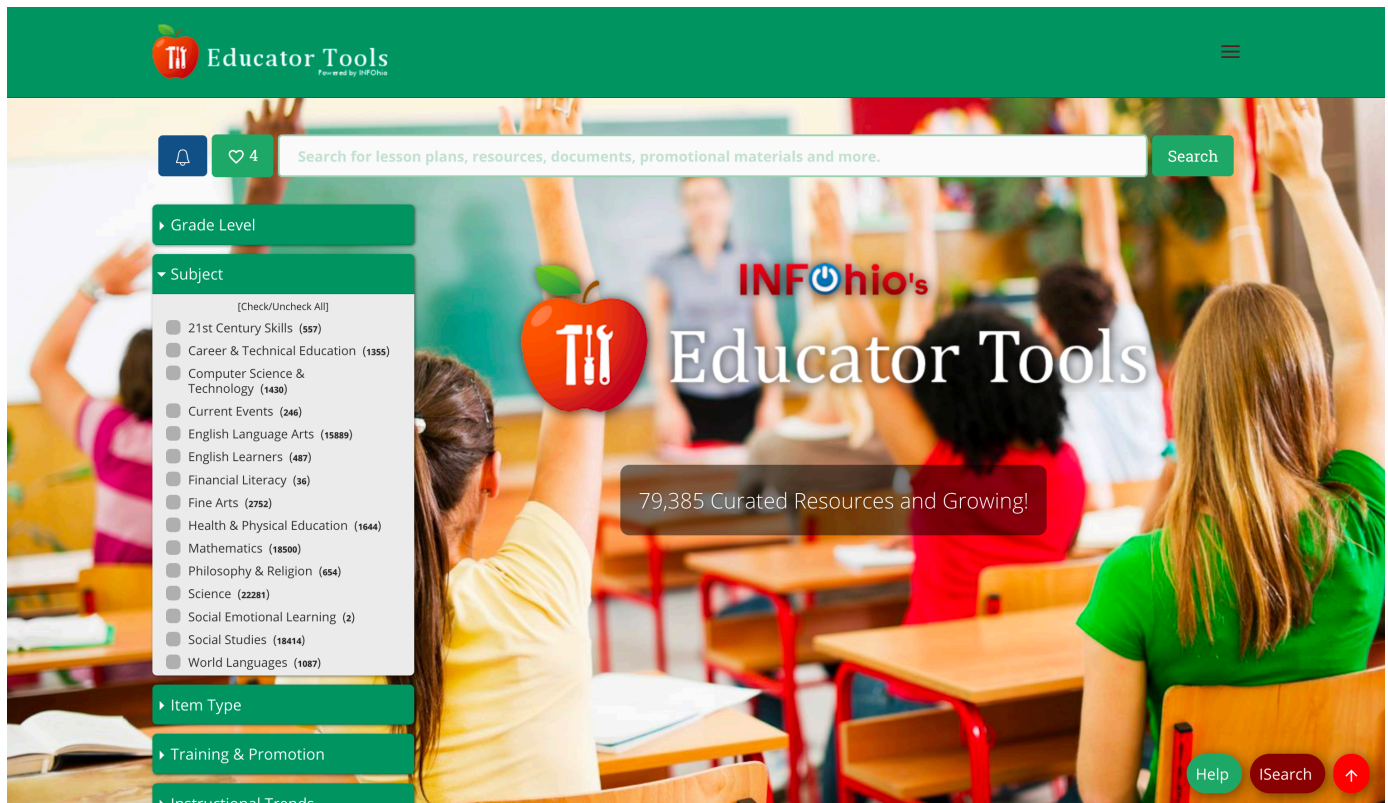
Your portfolio of digital **content**

- What is your current inventory of digital content?
- Does this content align with the school’s curriculum, digital content goals, and intended student learning outcomes?
- Will you curate commercial content, free digital content, open education resources (OER), teacher-created content, or a combination?

Notes on Your Program:

Your Playbook: Program (What?)

Lessons, assessments, best practices, and more

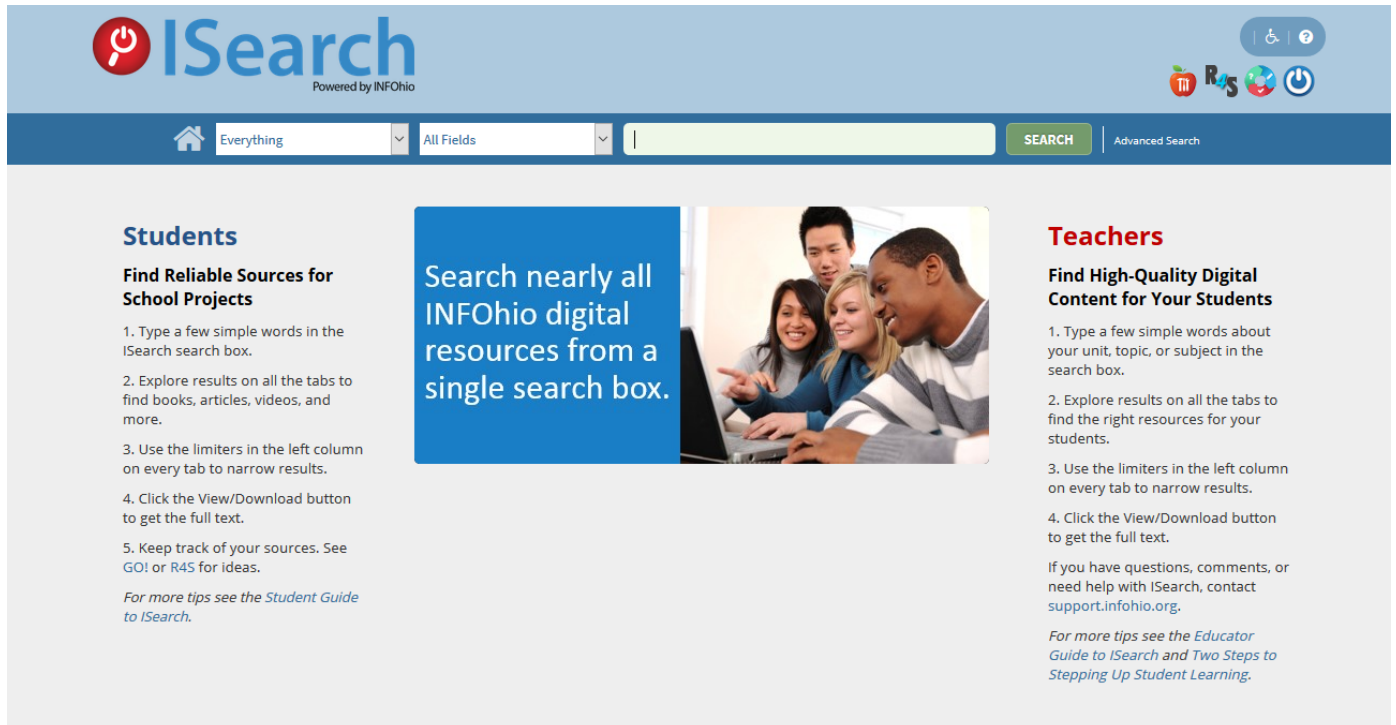


Visit infohio.org/educator-tools. Educator Tools from INFOhio includes learning resources aligned to all core and many additional Ohio subjects. What type of learning resource coverage will your curation and creation program produce to satisfy your teaching and learning needs?

Notes on Your Program:

Your Playbook: Program (What?)

Digital content for student use



Students
Find Reliable Sources for School Projects

1. Type a few simple words in the ISearch search box.
2. Explore results on all the tabs to find books, articles, videos, and more.
3. Use the limiters in the left column on every tab to narrow results.
4. Click the View/Download button to get the full text.
5. Keep track of your sources. See GO! or R45 for Ideas.

For more tips see the Student Guide to ISearch.

Search nearly all INFOhio digital resources from a single search box.

Teachers
Find High-Quality Digital Content for Your Students

1. Type a few simple words about your unit, topic, or subject in the search box.
2. Explore results on all the tabs to find the right resources for your students.
3. Use the limiters in the left column on every tab to narrow results.
4. Click the View/Download button to get the full text.

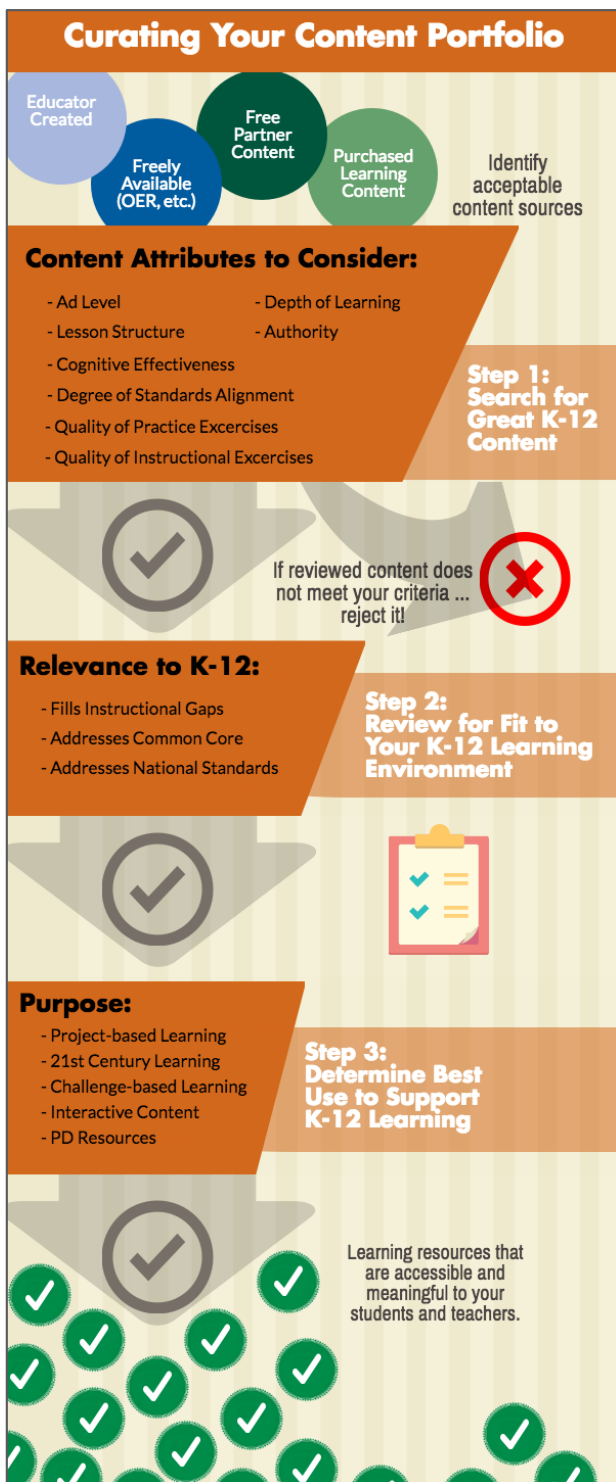
If you have questions, comments, or need help with ISearch, contact support.infohio.org.

For more tips see the Educator Guide to ISearch and Two Steps to Stepping Up Student Learning.

Visit infohio.org/resources/item/isearch. ISearch, powered by INFOhio, includes authentic text, streaming videos, images, and more that you can curate for student use. For more information, see [Two Steps to Stepping Up Student Learning](#).

Notes on Your Program:

Your Playbook: Process (How?)



After understanding your baseline for the use of digital content, next is building your district's digital content portfolio. A key governance activity is defining your curation and creation process. Development, adoption, and diligent use of your process will yield a digital content portfolio for your district that is accessible, effective, and sustainable.

Foundational to your curation and creation process are the following activities:

- Define your district's **shared definition of quality** digital content.
- **Use a content evaluation rubric** that will yield that level of quality.
- Determine how digital content will serve diverse learner needs and **what types of learning resources need to be included** in your content portfolio to ensure equity.
- **Identify the type of information (also referred to as metadata) that is important to organize each learning resource** (e.g., keywords, readability level, correlations to standards, intended grade level, learning resource type, etc.). The metadata will inform the context for use of a resource for teaching and learning.

Your Playbook: Process (How?)

Curation and Creation Process Activities (continued):

- **Define the role of curator** in your district and identify educators who will thrive as early adopters, serve as lead curators, and will train their peers.
- **Define the procedure for curation** specifying when, where, and how content will be curated. Adequate time will need to be allocated for curators to adopt, exercise, and refine your district's curation process.
- **Identify mentor content creators** who will coach their peers on how to build effective learning resources.
- **Adopt a quality assurance process** for curation and creation to ensure that your portfolio is representative of your district's quality, relevance, diversity, and effectiveness goals for digital content.
- Develop the process for **monitoring the resources in your portfolio** for ongoing availability, relevancy, and appropriateness for classroom use.

Notes on Your Process:

Your Playbook: Platform (Where?)

A critical decision for your district is the selection of the platform that your teachers will use to host curated learning resources and their respective metadata. Your district's digital content portfolio needs a virtual "catalog" for ease of access and use by teachers and students.

When considering curation and creation platforms, think about applications, tools, and resources that make it easy for your curators and creators to collaborate and to locate, share, and build resources. Many districts also consider interoperability within their digital learning environment. It is important that teachers and students can easily access and use curated resources in teaching and learning situations.



Visit infohio.org/oer/openspace to learn about Open Space, INFOhio's platform for OER creation and collaboration.

Notes on Your Platform:

Your Playbook: People (Who?)

Educators as Content Curators & Creators



Curation and creation are the critical processes that enable the use of digital content in your district.

The secret to establishing effective curation and creation processes is training and developing expert curators and creators.

Selected content curation and creation teams should have clear goals and objectives, understand their roles, responsibilities, and deliverables, and be measured for progress against district goals. Professional development is a necessary investment for identified curation and creation staff, as well as for the classroom teachers who will use the digital content for instruction with their students.

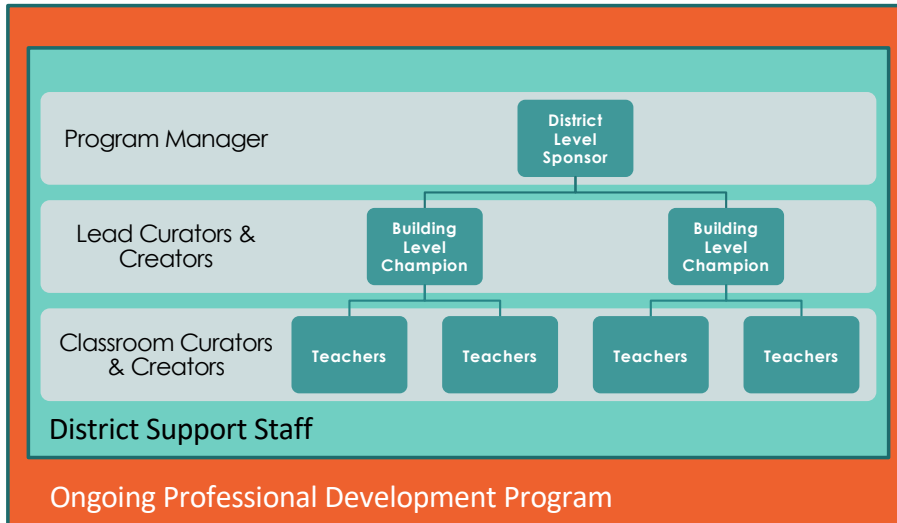
Ongoing professional development plans and training will help your district in achieving its digital content program goals, build curation and creation competence and confidence with district staff and educators, and enable student growth and academic achievement.

INFOhio provides cost-effective professional development for districts transforming their curriculum and transitioning to digital content. For more information, contact us at support.infohio.org.

Your Playbook: People (Who?)

Educators as Content Curators & Creators

Sample Program Organization



This is a sample curation and creation program organizational structure.

Design your program organization in a manner that best fits your implementation priorities and best positions your district for short-term wins and a sustainable practice and culture.

Invest in ongoing, annual professional development for educators associated with your program.

Notes on Your People:

Conclusion



When designing your curriculum transformation plan, ***mind your P's*** (Purpose, Program, Process, Platform, and People) and ***Q's*** (quality and equity of digital learning opportunities for all students).

To realize value from your investment to transform your curriculum and transition to digital content, teachers need to trust and rely on your plan and digital content portfolio to meet the needs of their students.



Contents of Ohio's PreK-12 Digital Content Adoption Playbook were adapted by INFOhio with permission from Knovation, powered by ACT. See [Knovation's K-12 District Digital Content Curation Playbook: The 5 P's for Creating a Content Curation Practice](#).

Educator Tools, powered by INFOhio, now includes more than 70,000 teacher-approved lesson plans, best practices, and other instructional materials from the Knovation Content Collection to support personalized learning, project-based learning, and the inquiry process.

The Knovation Content Collection is curated by Knovation's curriculum experts and teachers who professionally evaluate, tag, standards-align, and continuously maintain a collection of online resources covering all subject areas, all grades, and all learning resource types.

For more information, please visit infohio.org/educator-tools.

INFOhio is Optimized by the Management Council

References

Clark, Tim. "Content Curation Strategies for Digital Learning." BYOT Network. N.p., 18 Jan. 2017. Web. 23 June 2017. <<https://byotnetwork.com/2017/01/18/content-curation-strategies-for-digital-learning/>>.

Clark, Tim. "Curation for Digital Learning." BYOT Network. N.p., 16 Jan. 2017. Web. 23 June 2017. <<https://byotnetwork.com/2017/01/09/curation-for-digital-learning/>>.

Heitin, Liana. "The Search for Common-Core Curricula: Where Are Teachers Finding Materials?" Education Week - Curriculum Matters. N.p., 07 Apr. 2017. Web. 23 June 2017. <http://blogs.edweek.org/edweek/curriculum/2016/04/common_core_curricula_teacher_materials.html>.

Herold, Benjamin. "Technology in Education: An Overview." Education Week. N.p., 6 Feb. 2016. Web. 23 June 2017. <<http://www.edweek.org/ew/issues/technology-in-education>>.

"#GoOpen States." Office of Educational Technology. N.p., n.d. Web. 23 June 2017. <<https://tech.ed.gov/open/states/>>.